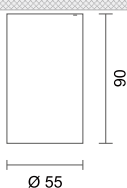
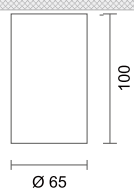
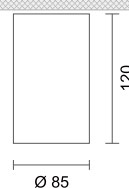
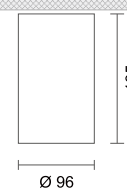
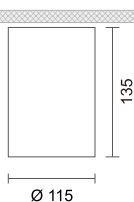
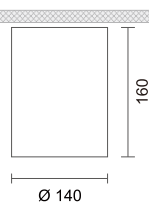

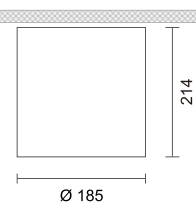


BOLZANO-1.1

BOLZANO-1.2

BOLZANO-1.3

BOLZANO-1.4

BOLZANO-1.5

BOLZANO-1.6

BOLZANO-1.7

BOLZANO-1.8


BOLZANO-I

EN

The CITIZEN-LED 7W/8.5W/10W Architectural Lighting provides efficient and versatile lighting solutions with LED power ranging from 7W to 10W and system power from 8W to 12W. It delivers LED output between 922lm and 1334lm, and system output from 318lm to 1068lm, ensuring excellent illumination. Available beam angles include 8°, 15°, 24°, 36°, and 60°, making it suitable for various applications. Operating at 34V with currents between 200mA and 300mA, it supports a wide range of control options such as On/Off, DALI, 0/1-10V, and TRIAC. The fixture features IP20 and IP54 ratings, CRI > 90, and a standard color reflector in Tube, with white and black front rings. Lenses options include honeycomb, spread,

IT

L'illuminazione architettonica CITIZEN-LED 7W/8.5W/10W offre soluzioni di illuminazione efficienti e versatili con potenze LED da 7W a 10W e potenze di sistema da 8W a 12W. Fornisce un'uscita LED compresa tra 922 lm e 1334 lm e un'uscita del sistema da 318 lm a 1068 lm, garantendo un'illuminazione eccellente. Gli angoli del fascio disponibili includono 8°, 15°, 24°, 36° e 60°, il che lo rende adatto a varie applicazioni. Funzionante a 34 V con correnti comprese tra 200 mA e 300 mA, supporta un'ampia gamma di opzioni di controllo come On/Off, DALI, 0/1-10 V e TRIAC. L'apparecchio è dotato di grado di protezione IP20 e IP54, CRI > 90, e di un riflettore di colore standard in tubo con anelli frontali bianchi e neri. Le opzioni delle lenti includono a nido d'ape, diffusione, diffusione e trasparente.

Reference: System Power - Output Lumen - Delivered Lumen - Beam Angle

| | | | | | | | | |
|--------------------|-------------|-----------------------------|-------------|-----------------------------|-------------|-----------------------------|-------------|-----------------------------|
| BOLZANO-1.1 | C852 | 8W - 992lm - 318lm - 8° | C853 | 8W - 992lm - 671lm - 15° | C854 | 8W - 992lm - 694lm - 24° | C855 | 8W - 992lm - 654lm - 36° |
| | C856 | 8W - 992lm - 564lm - 60° | C857 | 12W - 1334lm - 992lm - 15° | C858 | 12W - 1334lm - 1034lm - 24° | C859 | 12W - 1334lm - 1068lm - 36° |
| | C860 | 12W - 1334lm - 868lm - 60° | | | | | | |
| BOLZANO-1.2 | C869 | 12W - 1334lm - 1037lm - 15° | C870 | 12W - 1334lm - 1159lm - 24° | C871 | 12W - 1334lm - 1102lm - 36° | C872 | 12W - 1334lm - 1052lm - 60° |
| | C873 | 15W - 1650lm - 1303lm - 15° | C874 | 15W - 1650lm - 1308lm - 24° | C875 | 15W - 1650lm - 1247lm - 36° | C876 | 15W - 1650lm - 1263lm - 60° |
| BOLZANO-1.3 | C877 | 20W - 2327lm - 1702lm - 15° | C878 | 20W - 2327lm - 1696lm - 24° | C879 | 20W - 2327lm - 1732lm - 36° | C880 | 20W - 2327lm - 1740lm - 60° |
| | C881 | 25W - 2755lm - 428lm - 15° | C882 | 25W - 2755lm - 2120lm - 24° | C883 | 25W - 2755lm - 2165lm - 36° | C884 | 25W - 2755lm - 2176lm - 60° |
| BOLZANO-1.4 | C885 | 30W - 2755lm - 2601lm - 15° | C886 | 30W - 2755lm - 2554lm - 24° | C887 | 30W - 2755lm - 2370lm - 36° | | |
| BOLZANO-1.5 | C888 | 35W - 3974lm - 3033lm - 15° | C889 | 35W - 3974lm - 2979lm - 24° | C890 | 35W - 3974lm - 2995lm - 36° | C891 | 40W - 4548lm - 3388lm - 15° |
| | C892 | 40W - 4548lm - 3333lm - 24° | C893 | 40W - 4548lm - 3329lm - 36° | | | | |
| BOLZANO-1.6 | C894 | 50W - 5102lm - 4250lm - 15° | C895 | 50W - 5102lm - 4150lm - 24° | C896 | 50W - 5102lm - 4200lm - 36° | | |
| BOLZANO-1.7 | C897 | 60W - 5944lm - 4920lm - 15° | C898 | 60W - 5944lm - 5000lm - 24° | C899 | 60W - 5944lm - 5040lm - 36° | | |
| BOLZANO-1.8 | C900 | 80W - 7365lm - 6400lm - 15° | C901 | 80W - 7365lm - 6320lm - 24° | C902 | 80W - 7365lm - 6321lm - 36° | | |

| Finish | CCT/CRI | | IP | Dim | | Emergency | Colour (Reflector) |
|-----------|----------------|---------------------|----------|---------------|------------|-----------|--------------------|
| W - WHITE | K1 - 2700K /90 | K2 - 3000K /90 | 1 - IP20 | A - On/Off | B - DALI | Y- Yes | TU - TUBE |
| B - BLACK | K3 - 3500K /90 | K4 - 4000K /90 | 2 - IP54 | C - 0/1-10v | D - TRIAC | N- No | |
| | K5 - 5000K /90 | K6 - 2700-6000K /90 | | E - BLUETOOTH | F - ZIGBEE | | |
| | | | | G - CASAMBI | | | |

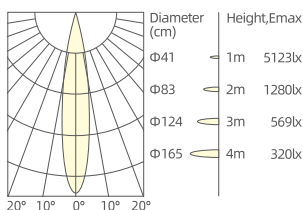
Code Example

A001 TA W K11 A Y

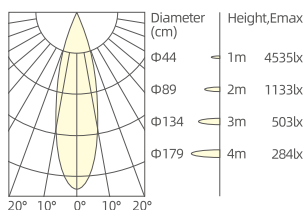
Enter Your Code:

CODE FINISH CCT IP DIM EMERGENCY

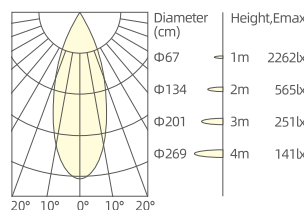
12W/15°/3000K/Ra90



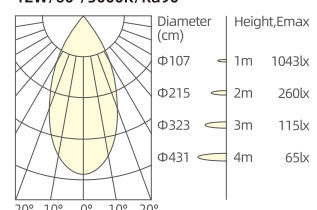
12W/24°/3000K/Ra90



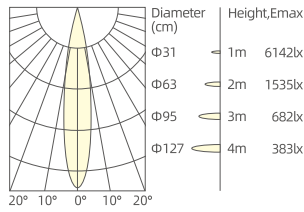
12W/36°/3000K/Ra90



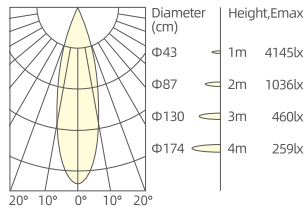
12W/60°/3000K/Ra90



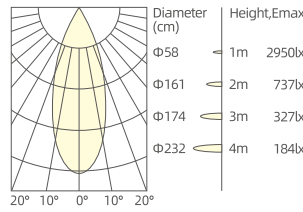
12W/15°/3000K/Ra90



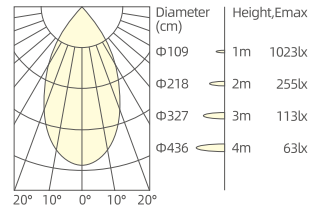
12W/24°/3000K/Ra90



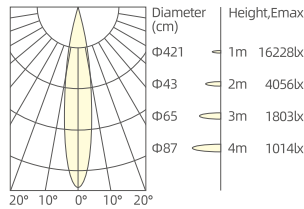
12W/36°/3000K/Ra90



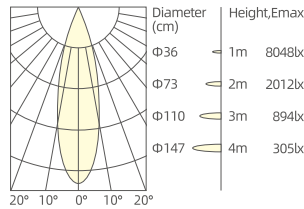
12W/60°/3000K/Ra90



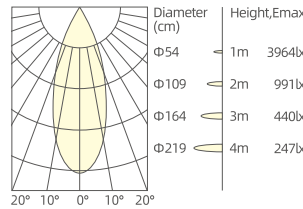
15W/15°/3000K/Ra90



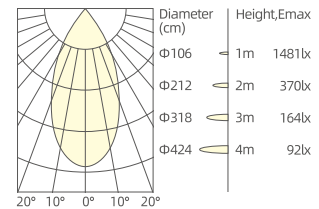
15W/24°/3000K/Ra90



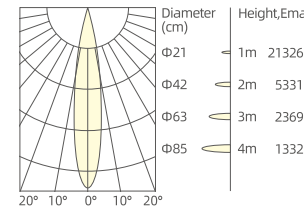
15W/36°/3000K/Ra90



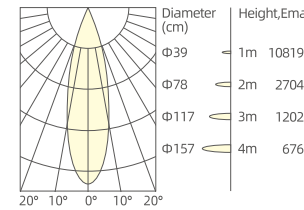
15W/60°/3000K/Ra90



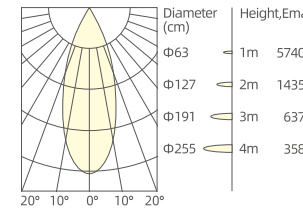
25W/15°/3000K/Ra90



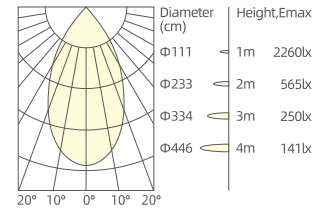
25W/24°/3000K/Ra90



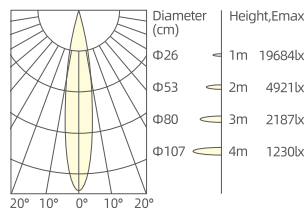
25W/36°/3000K/Ra90



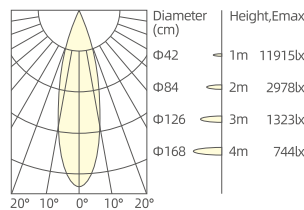
25W/60°/3000K/Ra90



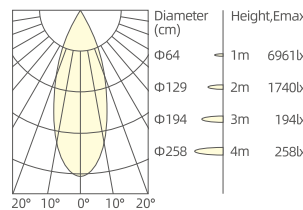
30W/15°/3000K/Ra90



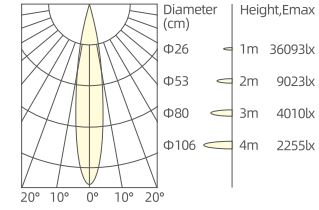
30W/24°/3000K/Ra90



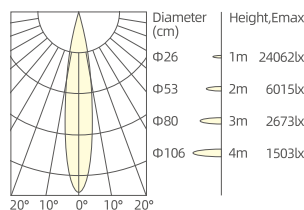
30W/36°/3000K/Ra90



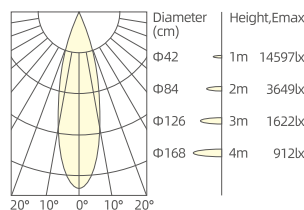
60W/15°/3000K/Ra90



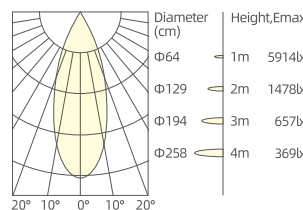
40W/15°/3000K/Ra90



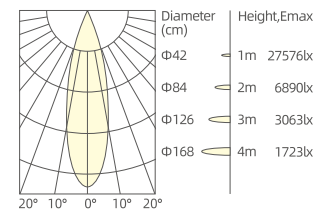
40W/24°/3000K/Ra90



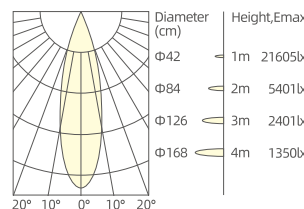
40W/36°/3000K/Ra90



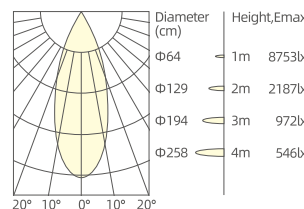
80W/24°/3000K/Ra90



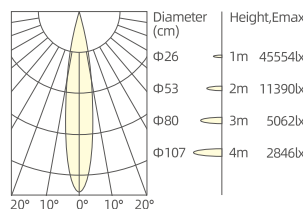
60W/24°/3000K/Ra90



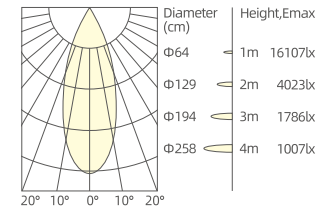
60W/36°/3000K/Ra90



80W/15°/3000K/Ra90



80W/36°/3000K/Ra90



Optical Accessories



Colour(Reflector)



Tube