



## BOLZANO-II

### EN

The CITIZEN-LED 7W/10W Architectural Lighting offers efficient and versatile lighting solutions for various applications. With LED power ranging from 7W to 10W and system output of 601lm to 1018lm, it ensures energy-efficient performance with reliable brightness. Available beam angles of 15°, 24°, 36°, and 60° provide flexibility for targeted or wide illumination. The CCT range spans from 2700K to 6000K, with 3000K as the standard for warm, natural lighting. Featuring CRI > 90 for superior color accuracy, the fixture is IP20 and IP54 rated for durability. Control options include On/Off, DALI, 0/1-10V, and TRIAC. Available with white or black front rings, it includes optical protection options like honeycomb louver, spread, diffusion, and clear lenses, paired with a tube reflector for precision.

### IT

L'illuminazione architettonica CITIZEN-LED 7W/10W offre soluzioni di illuminazione efficienti e versatili per varie applicazioni. Con una potenza dei LED che va da 7 W a 10 W e un'uscita del sistema da 601 lm a 1018 lm, garantisce prestazioni efficienti dal punto di vista energetico con una luminosità affidabile. Gli angoli di emissione disponibili di 15°, 24°, 36° e 60° offrono flessibilità per un'illuminazione mirata o ampia. La gamma CCT va da 2700K a 6000K, con 3000K come standard per un'illuminazione calda e naturale. Dotato di CRI > 90 per una precisione del colore superiore, l'apparecchio è classificato IP20 e IP54 per una maggiore durata. Le opzioni di controllo includono On/Off, DALI, 0/1-10V e TRIAC. Disponibile con anelli frontali bianchi o neri, include opzioni di protezione ottica come

Reference: System Power - Output Lumen - Delivered Lumen - Beam Angle

<b>BOLZANO-2.1</b>	<b>C903</b>	8W - 992lm - 678lm - 15°	<b>C904</b>	8W - 992lm - 651lm - 24°	<b>C905</b>	8W - 992lm - 654lm - 36°	<b>C906</b>	8W - 992lm - 601lm - 60°
	<b>C907</b>	12W - 1334lm - 1018lm - 15°	<b>C908</b>	12W - 1334lm - 977lm - 24°	<b>C909</b>	12W - 1334lm - 981lm - 36°	<b>C910</b>	12W - 1334lm - 901lm - 60°
<b>BOLZANO-2.2</b>	<b>C911</b>	12W - 1334lm - 268lm - 15°	<b>C912</b>	12W - 1334lm - 280lm - 24°	<b>C913</b>	12W - 1334lm - 317lm - 36°	<b>C914</b>	12W - 1334lm - 317lm - 60°
	<b>C915</b>	15W - 1650lm - 268lm - 15°	<b>C916</b>	15W - 1650lm - 280lm - 24°	<b>C917</b>	15W - 1650lm - 317lm - 36°	<b>C918</b>	15W - 1650lm - 317lm - 60°

Finish	CCT/CRI		IP	Dim		Emergency	Colour (Reflector)
W - WHITE	K1 - 2700K /90	K2 - 3000K /90	1 - IP20	A - On/Off	B - DALI	Y- Yes	TU - TUBE
B - BLACK	K3 - 3500K /90	K4 - 4000K /90	2 - IP54	C - 0/1-10v	D - TRIAC	N- No	
	K5 - 5000K /90	K6 - 2700-6000K /90		E - BLUETOOTH H	F - ZIGBEE		
				G - CASAMBI			

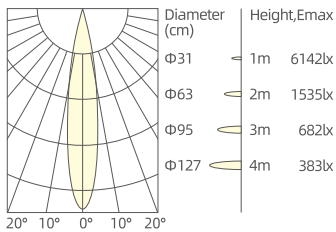
### Code Example

A001 TA W K11 A Y

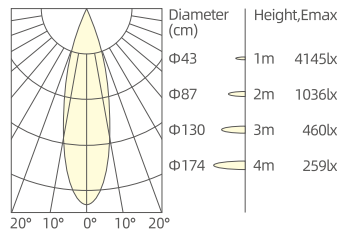
### Enter Your Code:

CODE FINISH CCT IP DIM EMERGENCY

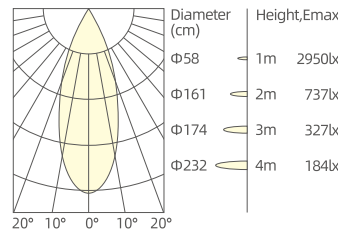
12W/15°/3000K/Ra90



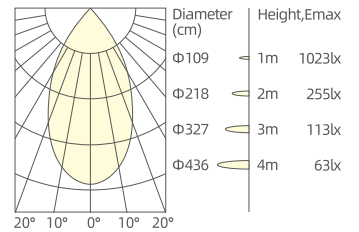
12W/24°/3000K/Ra90



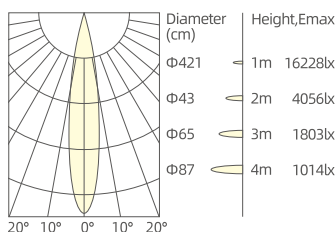
12W/36°/3000K/Ra90



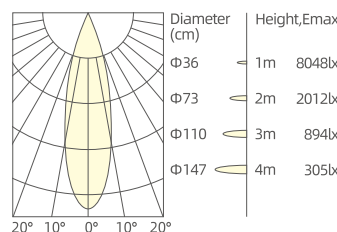
12W/60°/3000K/Ra90



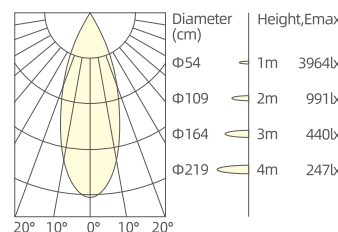
15W/15°/3000K/Ra90



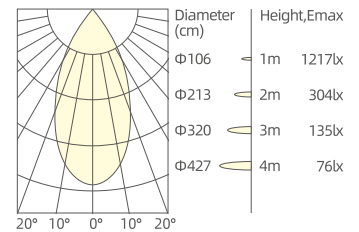
15W/24°/3000K/Ra90



15W/36°/3000K/Ra90



15W/60°/3000K/Ra90



### Optical Accessories



### Colour (Reflector)



Tube