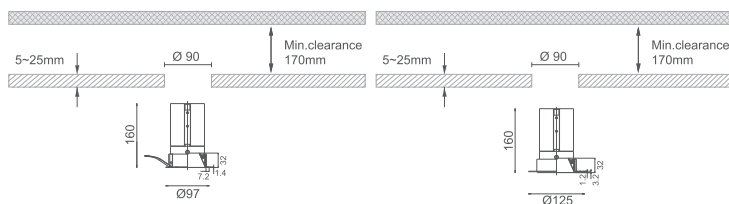
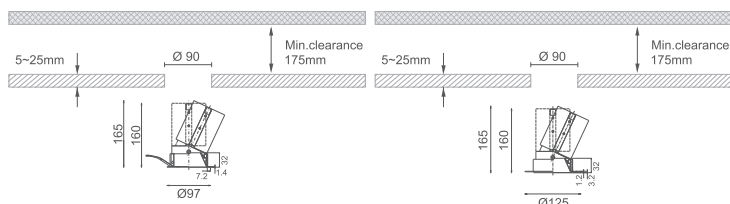


MILAN R-5.1

MILAN R-5.2



TR - Trim Adjustable

TS - Trimless Adjustable

TR - Trim Fixed

TS - Trimless Fixed

MILAN R-V

EN

LED 24W/30.5W (CITIZEN LED) Architectural lighting: The CITIZEN LED Architectural Lighting provides powerful, versatile illumination with LED power options between 24W and 30.5W, and system power ranging from 27.5W to 36W. Delivering an LED output of up to 3960 lumens and system output of up to 2773 lumens, it ensures bright, efficient lighting. With beam angles of 15°, 24°, 36°, 45°, and 55°, this fixture adapts to various lighting needs. Featuring a warm 3000K color temperature and a high CRI > 90, it offers superior color accuracy. Reflector color options include white, black, silver, and more. Standard IP ratings of 20 and 54 allow flexibility in application, with control options such as DALI and Triac dimming. Accessories like honeycomb louvers and diffusion lenses enhance customization and meet IP54 standards, making it ideal for diverse settings.

IT

Illuminazione architettonica a LED 24W/30,5W (CITIZEN LED): L'illuminazione architettonica a LED CITIZEN fornisce un'illuminazione potente e versatile con opzioni di potenza LED tra 24 W e 30,5 W e potenza del sistema che va da 27,5 W a 36 W. Fornendo un'uscita LED fino a 3960 lumen e un'uscita di sistema fino a 2773 lumen, garantisce un'illuminazione brillante ed efficiente. Con angoli di emissione di 15°, 24°, 36°, 45° e 55°, questo apparecchio si adatta alle diverse esigenze di illuminazione. Dotato di una calda temperatura di colore di 3000K e di un CRI elevato > 90, offre una precisione del colore superiore. Le opzioni di colore del riflettore includono bianco, nero, argento e altro ancora. I gradi di protezione IP standard di 20 e 54 consentono flessibilità nell'applicazione, con opzioni di controllo come la dimmerazione DALI e Triac. Accessori come le feritoie a nido d'ape e le lenti di diffusione migliorano la personalizzazione e soddisfano gli standard IP54, rendendolo ideale per diversi ambienti.

Reference: System Power - Output Lumen - Delivered Lumen - Beam Angle

Adjustable -5.1	A116	27.5W - 2939lm - 1806lm - 15°	A117	27.5W - 3066lm - 2248lm - 24°	A118	27.5W - 3066lm - 2435lm - 36°	A119	27.5W - 3066lm - 2430lm - 45°
	A120	27.5W - 3066lm - 2333lm - 55°	A121	36W - 3285lm - 1950lm - 15°	A122	36W - 3960lm - 2837lm - 24°	A123	36W - 3960lm - 2941lm - 36°
	A124	36W - 3960lm - 2874lm - 45°	A125	36W - 3960lm - 2773lm - 55°				

Fixed-5.2	A116	27.5W - 2939lm - 1806lm - 15°	A117	27.5W - 3066lm - 2248lm - 24°	A118	27.5W - 3066lm - 2435lm - 36°	A119	27.5W - 3066lm - 2430lm - 45°
	A120	27.5W - 3066lm - 2333lm - 55°	A121	36W - 3285lm - 1950lm - 15°	A122	36W - 3960lm - 2837lm - 24°	A123	36W - 3960lm - 2941lm - 36°
	A124	36W - 3960lm - 2874lm - 45°	A125	36W - 3960lm - 2773lm - 55°				

Mode	Finish	CCT/CRI		IP	Dim		Emergency	Colour (Reflector)	
TR Trim Version	W - WHITE	K1 - 2700K /90	K2 - 3000K /90	1 - IP20	A - On/Off	B - DALI	Y- Yes	W - WHITE	B - BLACK
TS Trimless Version	B - BLACK	K3 - 3500K /90	K4 - 4000K /90	2 - IP54	C - 0/1-10v	D - TRIAC	N- No	S - SILVER	BC - BLACK CHROME
		K5 - 5000K /90	K6 - 2700-6000K /90		E - BLUETOOTH H	F - ZIGBEE		G - GREY	GO - GOLDEN
		K7 - 1800-4000K /90	K8 - DTW-1800-3000K /90	G - CASAMBI		BR - BRONZE	WD - WOOD		
		K9 - RGBCW /90							

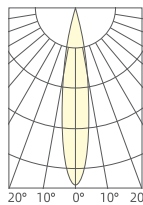
Code Example

A001 TA W K11A Y

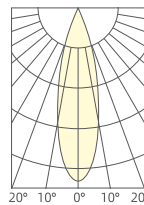
Enter Your Code:

CODE MODE FINISH CCT IP DIM EMERGENCY

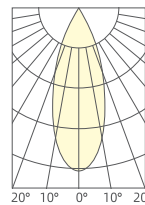
27.5W/15°/3000K/Ra90



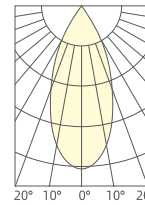
27.5W/24°/3000K/Ra90



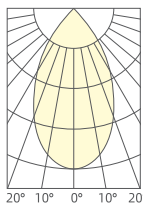
27.5W/36°/3000K/Ra90



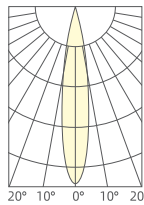
27.5W/45°/3000K/Ra90



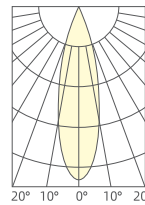
27.5W/55°/3000K/Ra90



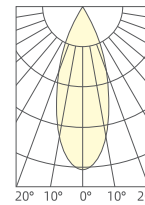
36W/15°/3000K/Ra90



36W/24°/3000K/Ra90



36W/36°/3000K/Ra90



Optical Accessories

OR01



Honeycomb Louver

OR02



Spread Lens

OR03



Diffusion Lens

OR04



Clear Lens

Colour(Reflector)



White



Black



Silver



Black Chrome



Grey



Golden



Bronze



Wood