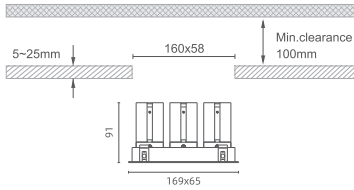

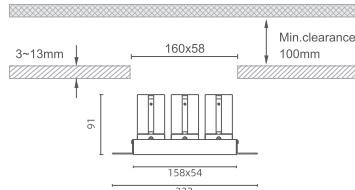


MILAN S-17.1

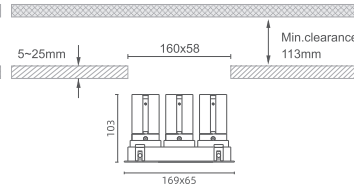
MILAN S-17.2



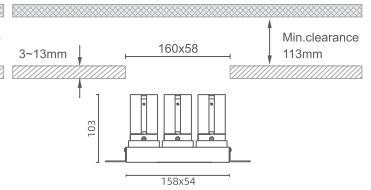
TR - Trim Fixed



TS - Trimless Fixed



TR - Trim Fixed



TS - Trimless Fixed

MILAN S-XVII

EN

The Citizen LED 4.5W/6.5W/8W Architectural Lighting is a high-quality lighting solution designed for diverse architectural applications. It features LED power options from 6.5W to 8W and system power from 7W to 9W, with LED outputs ranging from 660lm to 815lm and system outputs from 445lm to 638lm. Beam angles are available in 15°, 24°, 36°, and 45°, allowing for tailored lighting effects. With a normal color temperature of 3000K and options ranging from 2700K to 6000K, it delivers a CRI >90 for accurate color rendering. Equipped with On/Off, DALI, 0/1-10V, and TRIAC control systems, it is versatile and adaptable. Reflectors are available in white, black, silver, black chrome, and grey, with front rings in white or black. Optical protection includes IP20 and IP54 ratings with multiple lens options; e.g. E01-honeycomb louver, E02-spread lens, E03-diffusion lens and E04-clear lenses.

IT

L'illuminazione architettonica Citizen LED 4.5W/6.5W/8W è una soluzione di illuminazione di alta qualità progettata per diverse applicazioni architettoniche. È dotato di opzioni di alimentazione LED da 6,5 W a 8 W e potenza di sistema da 7 W a 9 W, con uscite LED da 660 lm a 815 lm e uscite di sistema da 445 lm a 638 lm. Gli angoli del fascio sono disponibili in 15°, 24°, 36° e 45°, consentendo effetti di luce su misura. Con una temperatura di colore normale di 3000K e opzioni che vanno da 2700K a 6000K, offre un CRI >90 per una resa cromatica accurata. Dotato di sistemi di controllo On/Off, DALI, 0/1-10V e TRIAC, è versatile e adattabile. I riflettori sono disponibili in bianco, nero, argento, cromo nero e grigio, con anelli frontali in bianco o nero. La protezione ottica include i gradi di protezione IP20 e IP54 con diverse opzioni di lenti; ad es. feritoia a nido d'ape E01, lente di diffusione E02, lente di diffusione E03 e lenti trasparenti E04.

Reference: System Power - Output Lumen - Delivered Lumen - Beam Angle

| | | | | | | | | |
|---------------------|-------------|------------------------------|-------------|------------------------------|-------------|------------------------------|-------------|------------------------------|
| MILAN S-17.1 | A888 | 3x7W - 1980lm - 1335lm - 15° | A889 | 3x7W - 1956lm - 1671lm - 24° | A890 | 3x7W - 1956lm - 1812lm - 36° | A891 | 3x7W - 1956lm - 1653lm - 45° |
| | A892 | 3x9W - 2376lm - 1743lm - 15° | A893 | 3x9W - 2445lm - 1941lm - 24° | A894 | 3x9W - 2445lm - 1983lm - 36° | A895 | 3x9W - 2445lm - 1914lm - 45° |
| MILAN S-17.2 | A896 | 3x7W - 1980lm - 1335lm - 15° | A897 | 3x7W - 1956lm - 1671lm - 24° | A898 | 3x7W - 1956lm - 1812lm - 36° | A899 | 3x7W - 1956lm - 1653lm - 45° |
| | A900 | 3x9W - 2376lm - 1743lm - 15° | A901 | 3x9W - 2445lm - 1941lm - 24° | A902 | 3x9W - 2445lm - 1983lm - 36° | A903 | 3x9W - 2445lm - 1914lm - 45° |

| Mode | Finish | CCT/CRI | | IP | Dim | | Emergency | Colour (Reflector) | |
|------------------------|--------------|---------------------|----------------------------|-------------|----------------------|------------|-----------|--------------------|-------------------------|
| TR Trim Version | W - WHITE | K1 - 2700K /90 | K2 - 3000K /90 | 1 - IP20 | A - On/Off | B - DALI | Y- Yes | W - WHITE | B - BLACK |
| TS Trimless Version | B - BLACK | K3 - 3500K /90 | K4 - 4000K /90 | 2 - IP54 | C - 0/1-10v | D - TRIAC | N- No | S - SILVER | BC - BLACK CHROME |
| | | K5 - 5000K /90 | K6 - 2700-6000K /90 | | E - BLUETOOT H | F - ZIGBEE | | G - GREY | GO - GOLDEN |
| | | K7 - 1800-4000K /90 | K8 - DTW-1800-3000K /90 | | G - CASAMBI | | | BR - BRONZE | WD - WOOD |

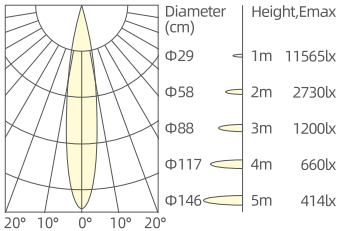
Code Example

A001 TA W K11 A Y

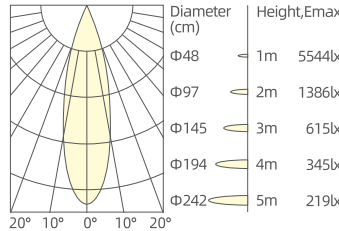
Enter Your Code:

CODE MODE FINISH CCT IP DIM EMERGENCY

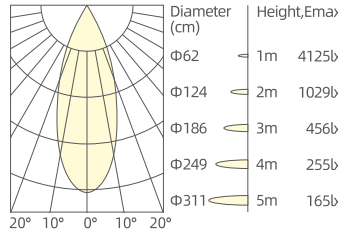
3x7W/15°/3000K/Ra90



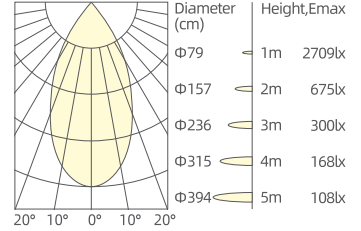
3x7W/24°/3000K/Ra90



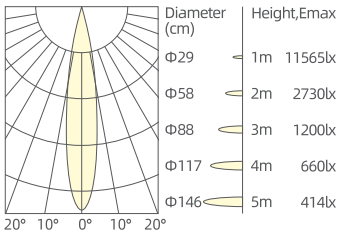
3x7W/36°/3000K/Ra90



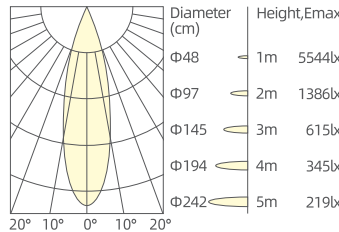
3x7W/45°/3000K/Ra90



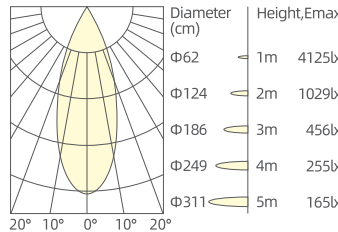
3x7W/15°/3000K/Ra90



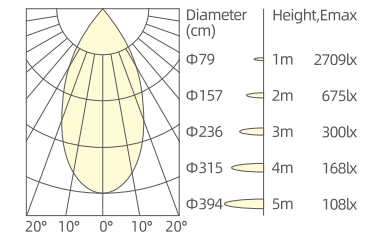
3x7W/24°/3000K/Ra90



3x7W/36°/3000K/Ra90



3x7W/45°/3000K/Ra90



Optical Accessories

OR01



Honeycomb Louver

OR02



Spread Lens

OR03



Diffusion Lens

OR04



Clear Lens

Colour(Reflector)



White



Black



Silver



Black chrome



Grey



Golden



Bronze



Wood



Transparent



Blue



Pink



Orange