



MINI R-1.1



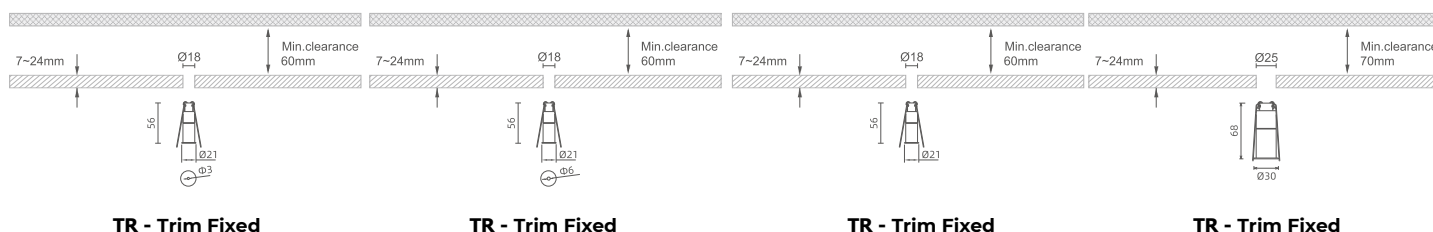
MINI R-1.2



MINI R-1.3



MINI R-1.4



TR - Trim Fixed

TR - Trim Fixed

TR - Trim Fixed

TR - Trim Fixed

MINI R-I EN

The BRIDGELUX LED 0.85W/1.4W Architectural Lighting is a compact and efficient solution with LED power of 0.85W-1.4W and system power of 1W to 2W. It delivers an LED output of 135lm to 202lm and system outputs of 25lm and 63lm. Beam angles of 15° and 24° provide focused illumination. The standard CCT range is 2700K to 6000K, with 3000K as the default, ensuring versatile color temperatures. Its drive ranges from 3V 350mA to 500mA. Featuring CRI > 90 for accurate color rendering, it comes with IP20 and IP54 ratings. Control options include On/Off, DALI, 0/1-10V, and TRIAC. Standard finishes are white or black, making it ideal for precise and reliable architectural lighting applications.

IT

L'illuminazione architettonica BRIDGELUX LED 0,85W/1,4W è una soluzione compatta ed efficiente con una potenza LED di 0,85W-1,4W e una potenza di sistema da 1W a 2W. Fornisce un'uscita LED da 135 lm a 202 lm e uscite di sistema da 25 lm e 63 lm. Gli angoli di emissione di 15° e 24° forniscono un'illuminazione mirata. La gamma CCT standard va da 2700K a 6000K, con 3000K come impostazione predefinita, garantendo temperature di colore versatili. Il suo azionamento varia da 3 V 350 mA a 500 mA. Dotato di CRI > 90 per una resa cromatica accurata, viene fornito con grado di protezione IP20 e IP54. Le opzioni di controllo includono On/Off, DALI, 0/1-10V e TRIAC. Le finiture standard sono il bianco o il nero, il che lo rende ideale per applicazioni di illuminazione architettonica precise e

Reference: System Power - Output Lumen - Delivered Lumen - Beam Angle

MINI R-1.1	A001	1W - 135lm - 25lm - 24°	A002	2W - 202lm - 63lm - 15°	A003	2W - 202lm - 37lm - 24°		
MINI R-1.2	A004	1W - 135lm - 42lm - 15°	A005	1W - 135lm - 25lm - 24°	A006	2W - 202lm - 63lm - 15°	A007	2W - 202lm - 37lm - 24°
MINI R-1.3	A008	1W - 135lm - 72lm - 15°	A009	1W - 135lm - 69lm - 24°	A010	1W - 135lm - 70lm - 36°	A011	2W - 202lm - 108lm - 15°
	A012	2W - 202lm - 103lm - 24°	A013	2W - 202lm - 105lm - 36°				
MINI R-1.4	A014	1W - 135lm - 72lm - 15°	A015	1W - 135lm - 69lm - 24°	A016	1W - 135lm - 70lm - 36°	A017	3W - 312lm - 134lm - 15°
	A018	3W - 312lm - 159lm - 24°	A019	3W - 312lm - 140lm - 36°				

Mode	Finish	CCT/CRI		IP	Dim		Emergency
TR Trim Version	W - WHITE	K1 - 2700K /90	K2 - 3000K /90	1 - IP20	A - On/Off	B - DALI	Y- Yes
	B - BLACK	K3 - 3500K /90	K4 - 4000K /90	2 - IP54	C - 0/1-10v	D - TRIAC	N- No
		K5 - 5000K /90	K6 - 2700-6000K /90		E - BLUETOOTH H	F - ZIGBEE	
					G - CASAMBI		

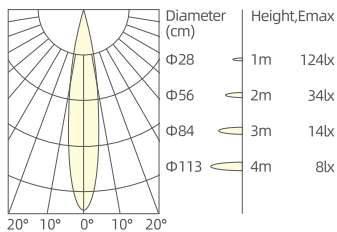
Code Example

A001 TA W K11 A Y

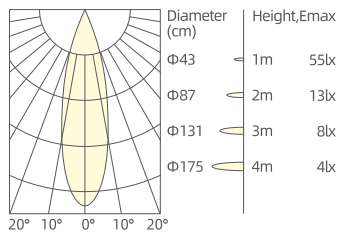
Enter Your Code:

CODE MODE FINISH CCT IP DIM EMERGENCY

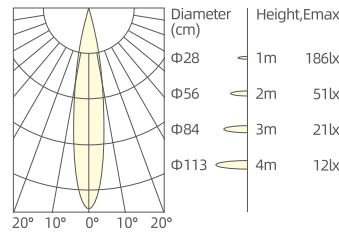
1W/15°/3000K/Ra90



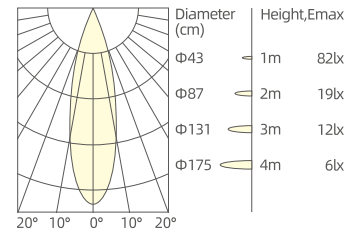
1W/24°/3000K/Ra90



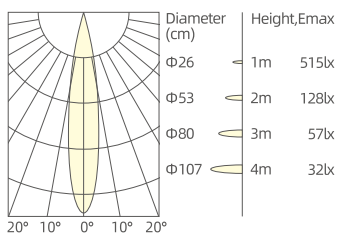
2W/15°/3000K/Ra90



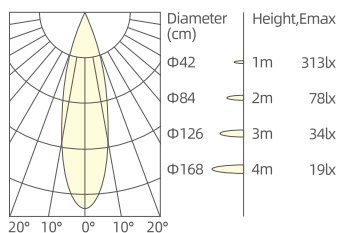
2W/24°/3000K/Ra90



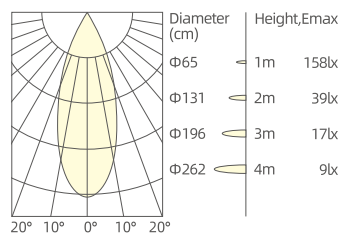
1W/15°/3000K/Ra90



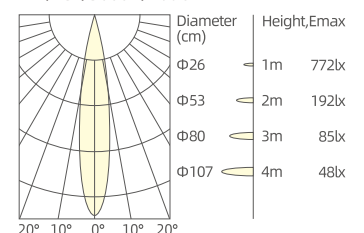
1W/24°/3000K/Ra90



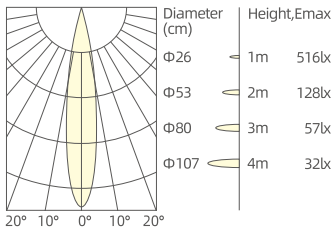
1W/36°/3000K/Ra90



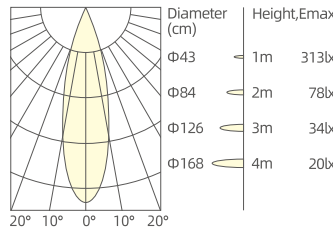
2W/15°/3000K/Ra90



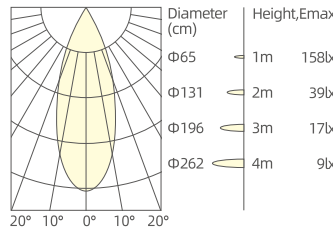
1W/15°/3000K/Ra90



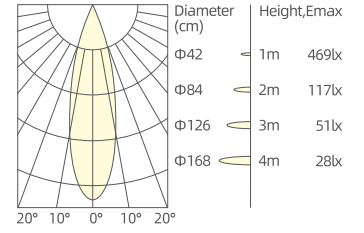
1W/24°/3000K/Ra90



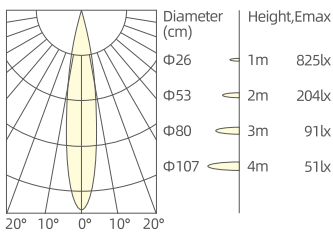
1W/36°/3000K/Ra90



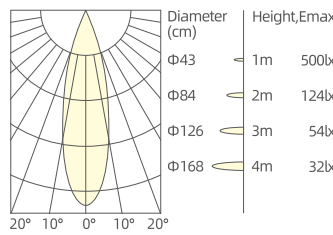
2W/24°/3000K/Ra90



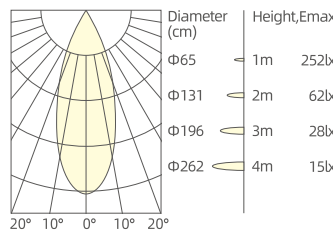
3W/15°/3000K/Ra90



3W/24°/3000K/Ra90



3W/36°/3000K/Ra90



2W/36°/3000K/Ra90

