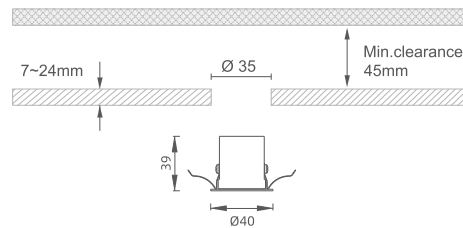



MINI R-2.1

TR - Trim Fixed

MINI R-II

EN

The CREE LED 0.85W/2.5W Architectural Lighting is a compact, high-efficiency solution with LED power ranging from 0.85W to 2.5W and system power from 1W to 3W. It delivers LED outputs of 135lm to 312lm and system outputs of 72lm and 140lm. Beam angles of 15°, 24°, and 36° ensure versatile lighting options. The standard CCT ranges from 2700K to 6000K, with a default of 3000K. Featuring CRI > 90 for exceptional color rendering, it is available with IP20 and IP54 ratings. Control systems include On/Off, DALI, 0/1-10V, and TRIAC. Front rings come in white or black, with optional honeycomb, spread, diffusion, and clear lenses for enhanced optical protection.

IT

L'illuminazione architettonica CREE LED 0,85 W/2,5 W è una soluzione compatta e ad alta efficienza con potenza LED compresa tra 0,85 W e 2,5 W e potenza del sistema da 1 W a 3 W. Fornisce uscite LED da 135 lm a 312 lm e uscite di sistema da 72 lm e 140 lm. Gli angoli di emissione di 15°, 24° e 36° garantiscono opzioni di illuminazione versatili. Il CCT standard varia da 2700K a 6000K, con un valore predefinito di 3000K. Dotato di CRI > 90 per un'eccezionale resa cromatica, è disponibile con grado di protezione IP20 e IP54. I sistemi di controllo includono On/Off, DALI, 0/1-10V e TRIAC. Gli anelli anteriori sono disponibili in bianco o nero, con lenti opzionali a nido d'ape, diffusione, diffusione e trasparenti per una maggior protezione ottica.

Reference: System Power - Output Lumen - Delivered Lumen - Beam Angle

MINI R-2.1	A020	1W - 135lm - 72lm - 15°	A021	1W - 135lm - 69lm - 24°	A022	1W - 135lm - 70lm - 36°	A023	3W - 312lm - 134lm - 15°
	A024	3W - 312lm - 159lm - 24°	A025	3W - 312lm - 140lm - 36°				

Mode	Finish	CCT/CRI		IP	Dim		Emergency
TR Trim Version	W - WHITE	K1 - 2700K /90	K2 - 3000K /90	1 - IP20	A - On/Off	B - DALI	Y- Yes
	B - BLACK	K3 - 3500K /90	K4 - 4000K /90	2 - IP54	C - 0/1-10v	D - TRIAC	N- No
		K5 - 5000K /90	K6 - 2700-6000K /90		E - BLUETOOTH H	F - ZIGBEE	
				G - CASAMBI			

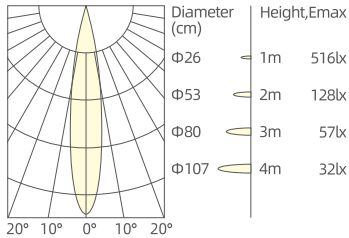
Code Example

A001 TA W K11 A Y

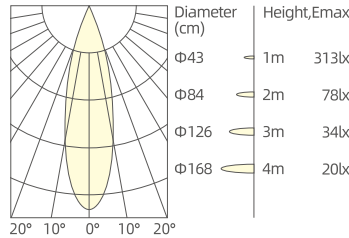
Enter Your Code:

CODE MODE FINISH CCT IP DIM EMERGENCY

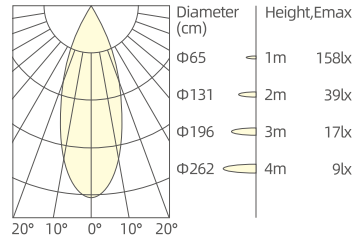
1W/15°/3000K/Ra90



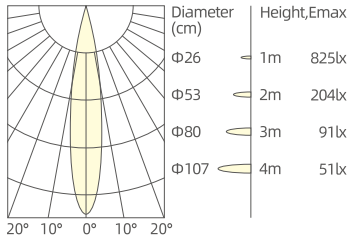
1W/24°/3000K/Ra90



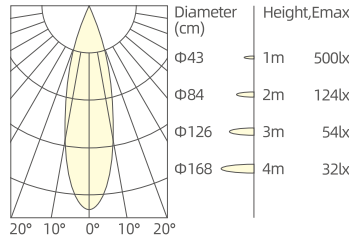
1W/36°/3000K/Ra90



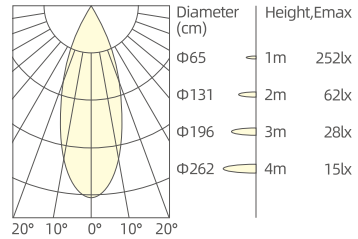
3W/15°/3000K/Ra90



3W/24°/3000K/Ra90



3W/36°/3000K/Ra90



Optical Accessories



OR01
Honeycomb Louver



OR02
Spread Lens



OR03
Diffusion Lens



OR04
Clear Lens