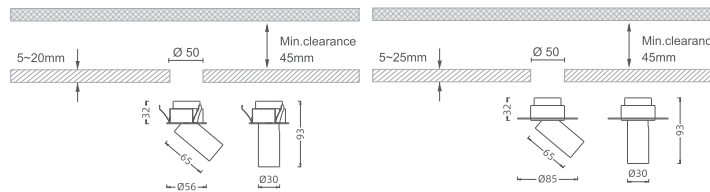

TONDO R-2.1


TR - Trim Adjustable
TS - Trimless Adjustable
TONDO R-II
EN

The LED 5.5W/7W (CITIZEN LED) Architectural Lighting fixture offers versatile, energy-efficient lighting for architectural settings. Featuring LED power from 5.5W to 7W and system power from 7W to 9W, it delivers LED output between 604lm and 796lm and system output of 304lm to 543lm. Available beam angles are 15°, 24°, and 36°, with a 3000K CCT and CRI > 90 for vibrant color rendering. The drive operates from 36V 150mA to 36V 200mA. Standard options include IP20 and IP54 ratings and CCT ranges from 2700K to 6000K. Control systems available are on/off, DALI, 0/1-10V, and TRIAC. Optical accessories include the E01 honeycomb louver and E02, E03, E04 lenses to achieve IP54 for enhanced protection. Front rings come in white and black finishes for adaptable aesthetics.

IT

L'apparecchio di illuminazione architettonica LED 5,5W/7W (CITIZEN LED) offre un'illuminazione versatile ed efficiente dal punto di vista energetico per gli ambienti architettonici. Dotato di potenza LED da 5,5 W a 7 W e potenza di sistema da 7 W a 9 W, offre un'uscita LED compresa tra 604 lm e 796 lm e un'uscita di sistema da 304 lm a 543 lm. Gli angoli del fascio disponibili sono 15°, 24° e 36°, con un CCT 3000K e un CRI > 90 per una resa cromatica vibrante. L'azionamento funziona da 36 V 150 mA a 3 V 200 mA. Le opzioni standard includono i gradi di protezione IP20 e IP54 e le gamme CCT da 2700K a 6000K. I sistemi di

Reference: System Power - Output Lumen - Delivered Lumen - Beam Angle

TONDO R-2.1	A271	7W - 604lm - 304lm - 15°	A272	7W - 604lm - 370lm - 24°	A273	7W - 604lm - 407lm - 36°	A274	9W - 796lm - 406lm - 15°
	A275	9W - 796lm - 494lm - 24°	A276	9W - 796lm - 543lm - 36°				

Mode	Finish	CCT/CRI		IP	Dim		Emergency
TR Trim Version	W - WHITE	K1 - 2700K /90	K2 - 3000K /90	1 - IP20	A - On/Off	B - DALI	Y- Yes
TS Trimless Version	B - BLACK	K3 - 3500K /90	K4 - 4000K /90	2 - IP54	C - 0/1-10v	D - TRIAC	N- No
		K5 - 5000K /90	K6 - 2700-6000K /90		E - BLUETOOT H	F - ZIGBEE	
		K7 - 1800-4000K /90	K8 - DTW-1800-3000K /90		G - CASAMBI		

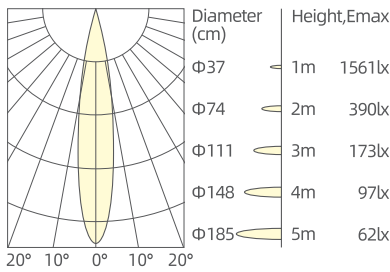
Code Example

A001 TA W K11 A Y

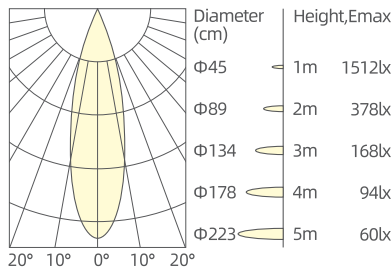
Enter Your Code:

CODE MODE FINISH CCT IP DIM EMERGENCY

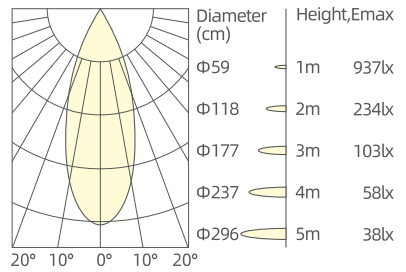
7W/15°/3000K/Ra90



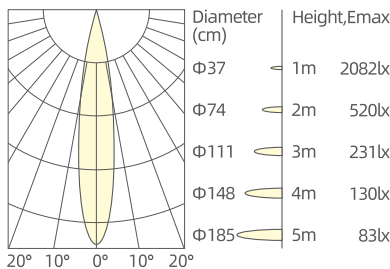
7W/24°/3000K/Ra90



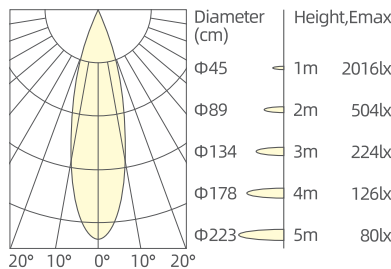
7W/36°/3000K/Ra90



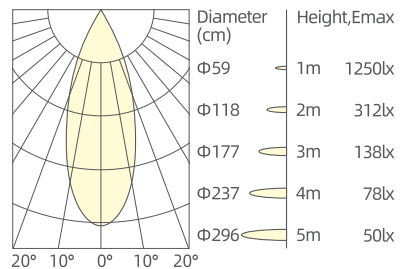
9W/15°/3000K/Ra90



9W/24°/3000K/Ra90



9W/36°/3000K/Ra90



Optical Accessories

